



# HANDS-FREE DRIVING


IT'S  
THE  
LAW

New legislation prohibits drivers from using electronic communication devices while driving—**unless the device is used hands-free.**


## “HANDS-FREE” MEANS:



**You can't** hold your phone in any way.



**You can't** manually scroll, type, or interact with your phone in any way.



**You can't** enter in an address to GPS while driving.



**You can't** stream videos or make video calls, even with voice commands.



**You can't** view texts, videos, or social media.



**You can't** call, text, or dial unless using hands-free or voice activation.

## WHAT COUNTS AS AN “ELECTRONIC DEVICE”?



Cell phones



Laptops



PDA's

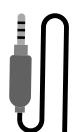


Tablets



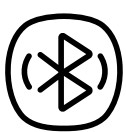
Gaming devices

## WAYS TO STAY HANDS-FREE



### AUXILIARY CABLE EST. COST: \$3 - \$7

Connect your phone to the AUX jack to use voice commands or one-touch control, with audio through your car speakers.



### BLUETOOTH® EST. COST: \$10 - \$20

Bluetooth® devices like speakers, earpieces, or adapters let you go hands-free without wires.



### VEHICLE MOUNT EST. COST: \$5+

Use a vent clip or cup holder mount to secure your phone. Then use voice commands or a single tap.



### SPEAKERPHONE EST. COST: \$0

Turn on speakerphone and set your phone in a secure spot to comply with hands-free laws.

## ENABLE DRIVE FOCUS

### ANDROID:

1. Open Settings
2. Find Modes and Routines or a similar term
3. Select Driving: Find and tap on “Driving” mode

### IPHONE:

1. Open Settings
2. Go to Focus
3. Select Driving
4. Customize Driving Focus

## VOICE COMMANDS



1. Press the voice button
2. Wait for prompt
3. Speak clearly  
“Call home”  
“Navigate to 321 S Road Street”
4. Follow prompt if needed



GOVERNOR'S  
TRAFFIC  
SAFETY  
BUREAU

## LEARN MORE

Visit [DriveSmartIowa.com](https://www.DriveSmartIowa.com) for more information.

**EFFECTIVE JULY 2025**