



**Iowa Statewide Interoperable Communications System (ISICS)  
Standards, Protocols, Procedures**

Standard Name:	<b>Interoperable Control Station Access</b>		Date Created:	<b>09-04-2019</b>	
Standard Policy #	<b>1.16.0</b>	Section Title:	<b>Interoperability Standards</b>	Status	<b>Approved</b>
Approval Authority:	<b>ISICSB</b>		Adopted:	<b>12/12/2019</b>	Reviewed: <b>12/12/2019</b>

**1. Purpose or Objective**

By design, the ISICS Platform allows interoperability between all ISICS subscribers, regardless of geography or discipline. Through a combination of funding sources, public safety communication centers (PSCC) that did not previously have a connection to ISICS for interoperability were provided with a consolette/control station for basic interoperable access to ISICS. A PSCC is defined in [ISICS Standard 1.13.0](#).

This standard will provide general guidance and direction on the capabilities of stand-alone and integrated consolettes/control stations.

This standard is in no way to be interpreted as an agency standard operating procedure (SOP). Nor does it put any requirement on an agency to integrate a consolette/control station into a dispatch console to access the ISICS Platform.

General concepts of both standalone and integrated installations are outlined in Appendix A.

**2. Technical Background**

• **Capabilities**

The ISICS Platform, a P25 Phase II 700/800 MHz land mobile radio system, provides a technical pathway for interoperable communications. Subscriber units, including consolettes/control stations, that are properly equipped can access the ISICS Platform.

Integration of a consolette/control station into dispatch consoles can provide for patching of disparate networks into ISICS and remote control of talkgroups on the consolette/control station.

- **Constraints**

Use of stand-alone consolettes/control stations will not allow for patching between systems since the consolettes/control stations have not been integrated into dispatch console.

Integration of consolettes/control stations into dispatch consoles can bring additional costs to PSCCs. Not all PSCCs are equipped similarly, so costs are difficult to determine.

### **3. Operational Context**

A consolette/control station that is stand-alone and not integrated into dispatch consoles can also provide a pathway to connect PSCCs to the ISICS Platform for interoperable communications. This configuration will not allow the dispatcher to patch local channels/talk groups into ISICS talkgroups and may require relaying of messages.

A consolette/control station that is integrated into dispatch consoles with remote control can provide a pathway to connect users with non-P25 and/or subscriber units lacking technical specifications to access the ISICS Platform a means to communicate directly with users that are utilizing the ISICS Platform during interoperable situations through patches.

### **4. Recommended Protocol/ Standard**

Whether an agency chooses to integrate or not integrate a consolette/control station into dispatch consoles for access to the ISICS Platform, that agency shall abide by standards set for by the ISICSB with respect to use of ISICS.

### **5. Recommended Procedure**

#### **Stand-Alone Consolette/Control Station**

During a planned or unplanned event that may require the use of the ISICS Platform, a dispatcher should identify the appropriate talkgroup per ISICS standards and agency policy. The dispatcher should announce what is occurring and which resources are being used consistent with [ISICS Standard 1.12.0](#). The dispatcher should relay traffic as necessary.

#### **Integrated Consolette/Control Station**

During a planned or unplanned event that may require the use of the ISICS Platform, a dispatcher should identify if a patch is necessary for interoperable communications and the appropriate talkgroup per ISICS standards and agency policy. The dispatcher should announce what is occurring and which resources are being used consistent with [ISICS Standard 1.12.0](#). The dispatcher should remove the patch when the event or need for it is over.

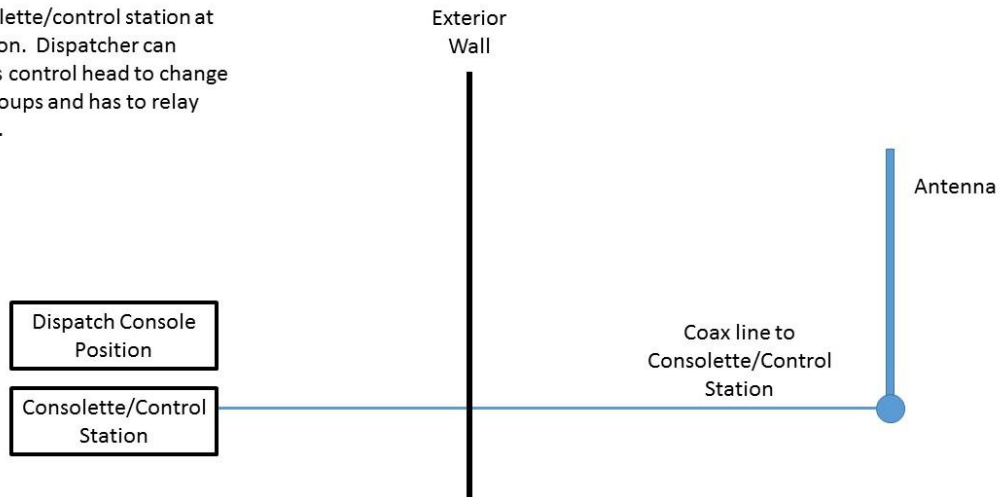
### **6. Management**

The Operations Committee shall review this standard on an annual basis and maintain it.

#### **Appendix A**

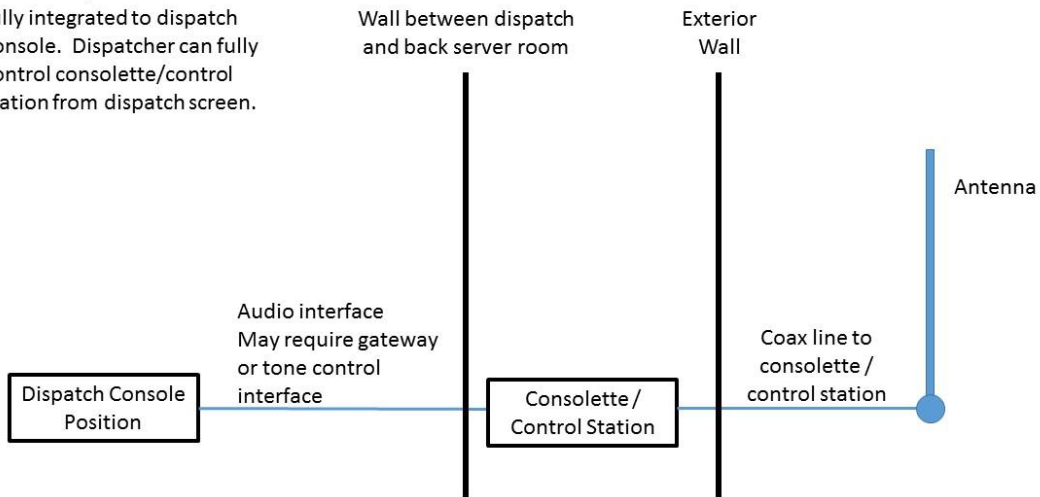
# 1. Console/Control Station - Standalone

Dispatch console and console/control station at position. Dispatcher can access control head to change talkgroups and has to relay audio.



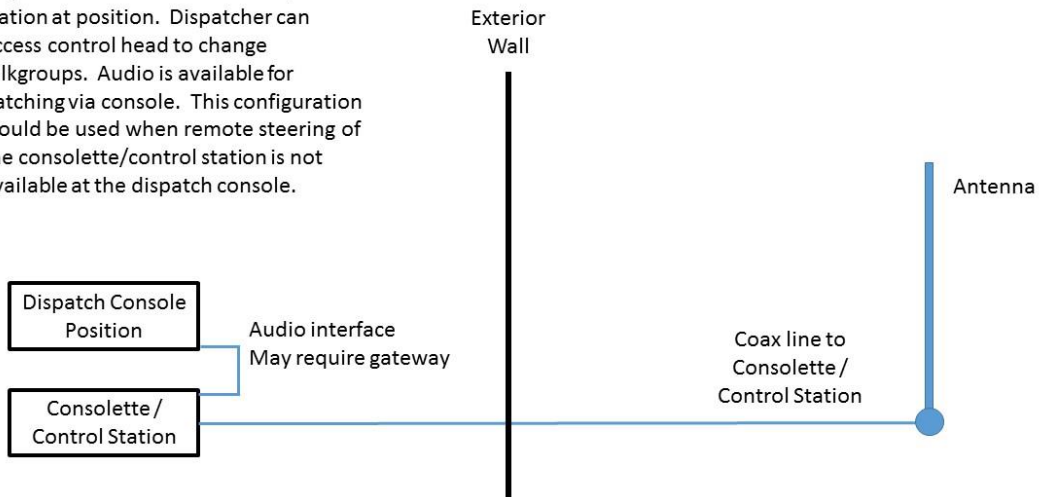
# 2. Console/Control Station - Integrated 1

Console/control station fully integrated to dispatch console. Dispatcher can fully control console/control station from dispatch screen.



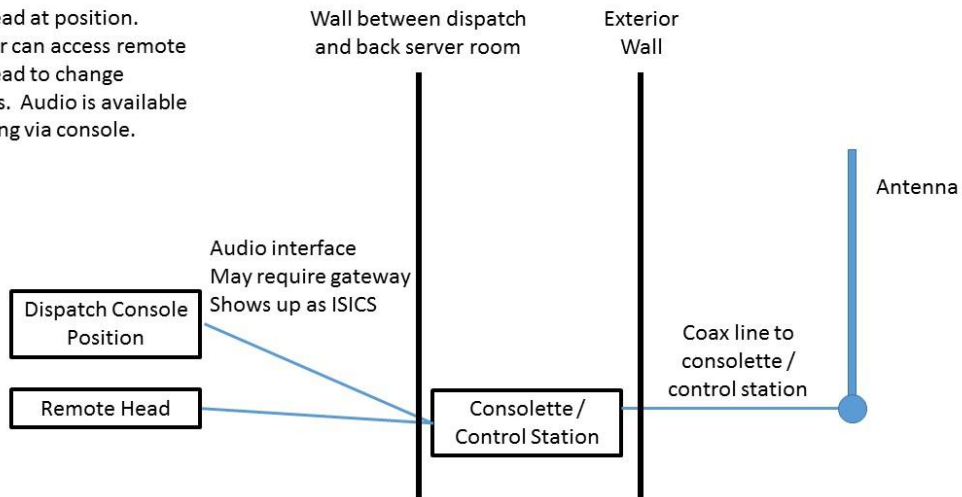
### 3. Consolette/Control Station - Integrated 2

Dispatch console and consolette/control station at position. Dispatcher can access control head to change talkgroups. Audio is available for patching via console. This configuration would be used when remote steering of the consolette/control station is not available at the dispatch console.



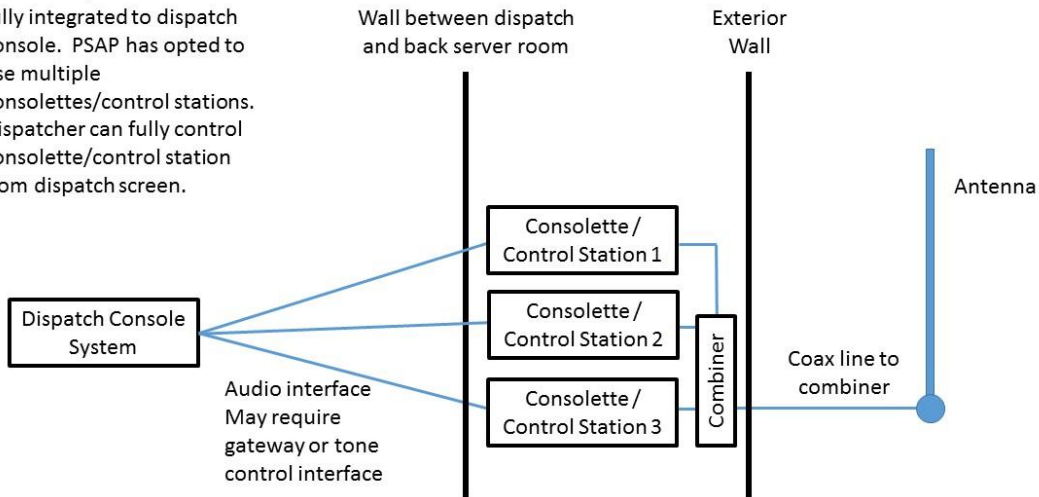
### 4. Consolette/Control Station - Integrated 3

Dispatch console and remote control head at position. Dispatcher can access remote control head to change talkgroups. Audio is available for patching via console.



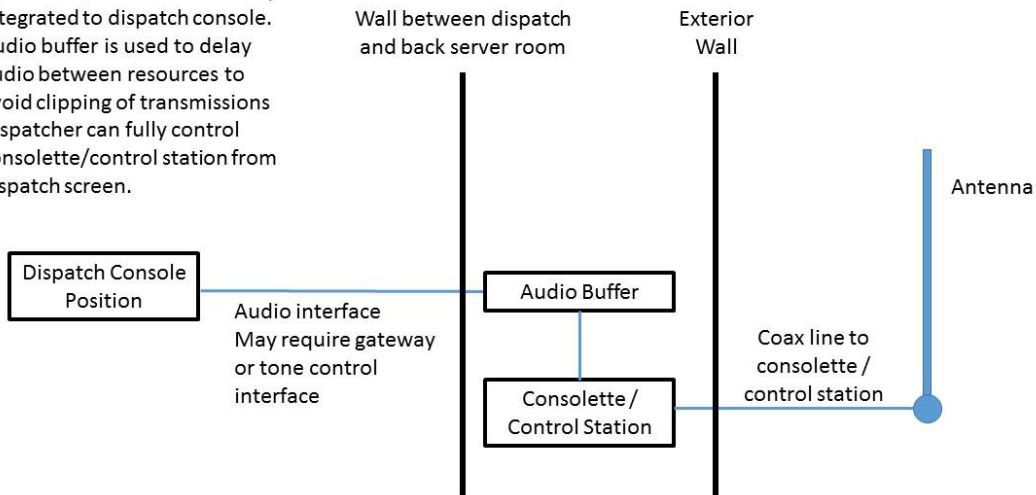
## 5. Consolette/Control Station – Integrated w/ Antenna Combiner

Consolette/control station fully integrated to dispatch console. PSAP has opted to use multiple consolettes/control stations. Dispatcher can fully control consolette/control station from dispatch screen.



## 6. Consolette/Control Station - Integrated w/ Audio Buffer

Consolette/control station fully integrated to dispatch console. Audio buffer is used to delay audio between resources to avoid clipping of transmissions. Dispatcher can fully control consolette/control station from dispatch screen.



## 7. Console/Control Station – Integrated w/ Antenna Combiner & Audio Buffer

Console/control station fully integrated to dispatch console. PSAP has opted to use multiple console/control stations. Dispatcher can fully control console/control station from dispatch screen.

